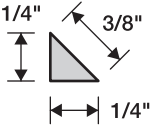
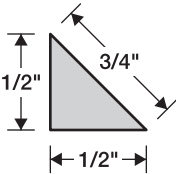
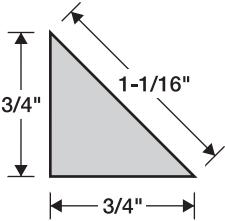
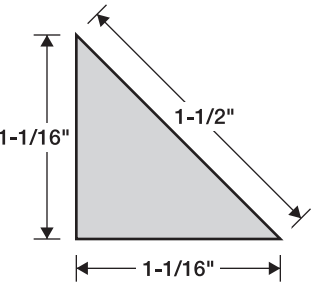
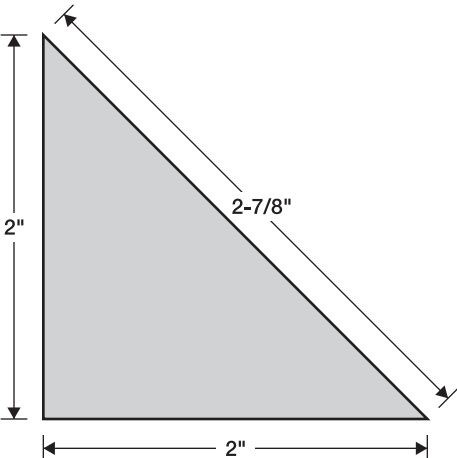
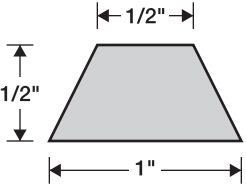
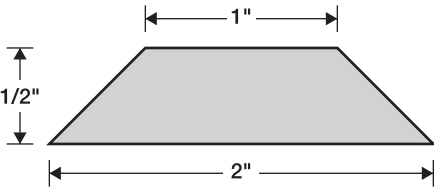
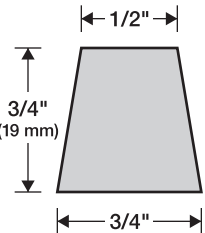
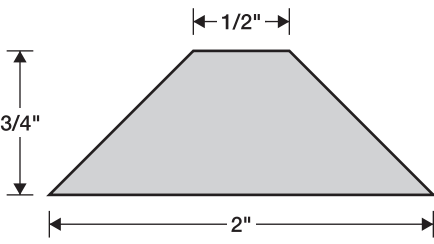
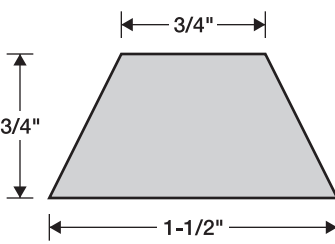
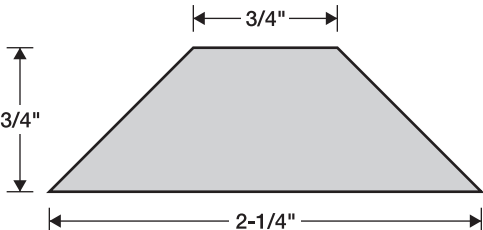


# **Poly-Comp® Poly** **CHAMFER**

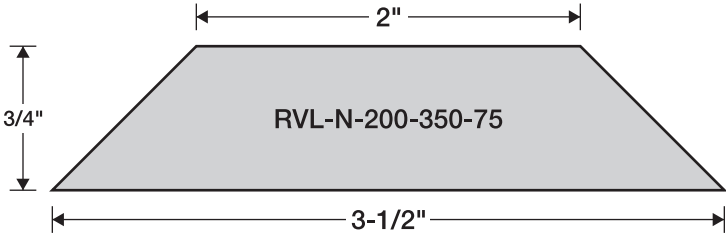
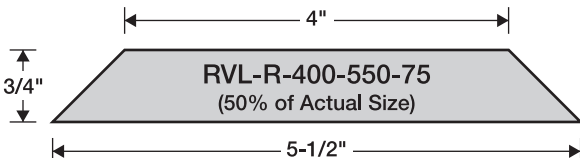
DRAWING OF PART	SYLVAN PART NUMBER	PART NAME / PROFILE SIZE	# OF PIECES PER BUNDLE
	CHM-PC-025	<b>1/4" POLY CHAMFER</b> (1,000 LF PER BUNDLE)  SIZE: 1/4" x 1/4" x 3/8" METRIC: 6.4 x 6.4 x 9.5 mm	100 PCS. / 10'
	CHM-PC-050 x 10'	<b>1/2" POLY CHAMFER</b> (1,000 LF PER BUNDLE)  SIZE: 1/2" x 1/2" x 3/4" METRIC: 12.7 x 12.7 x 18 mm	100 PCS. / 10'
	CHM-PC-075	<b>3/4" POLY CHAMFER</b> (1,000 LF PER BUNDLE)  SIZE: 3/4" x 3/4" x 1-1/16" METRIC: 19 x 19 x 26.8 mm	125 PCS. / 8' 100 PCS. / 10'
	CHM-PC-106 x 10'	<b>1.06" FULL-FACE DOUBLE CHAMFER</b> (500 LF PER BUNDLE)  SIZE: 1-1/16" x 1-1/16" x 1-1/2" METRIC: 27 x 27 x 38 mm	50 PCS. / 10'
	CHM-PC-200 x 10'	<b>2" POLY CHAMFER</b> (200 LF PER BUNDLE)  SIZE: 2" x 2" x 2-7/8" METRIC: 51 x 51 x 74 mm	20 PCS. / 10'

NOTE: All prices are F.O.B. Portland, Oregon and are subject to Prior Sale and Change without Notice. Sylvan schedules trucks regularly across North America, and can assist with partial loads and drop shipments. All sizes are in "nominal" measurements, and subject to some variation. Please order to the nearest number of bundles.

# Poly-Comp® Poly Reveal **RUSTIFICATION**

DRAWING OF PART	SYLVAN PART NUMBER	PART NAME / PROFILE SIZE	# OF PIECES PER BUNDLE
	RVL-B-50-100-50	<i>T = Top Width, B = Bottom Width, H = Height</i> <b>1/2" x 1" x 1/2"</b> <b>POLY REVEAL</b> (400 LF PER BUNDLE)  SIZE: 1/2"(T) x 1"(B) x 1/2"(H) METRIC: 12.7 x 25.4 x 12.7 mm	40 PCS. / 10'
	RVL-D-100-200-50	<b>1" x 2" x 1/2"</b> <b>POLY REVEAL</b> (400 LF PER BUNDLE)  SIZE: 1"(T) x 2"(B) x 1/2"(H) METRIC: 25.4 x 51 x 12.7 mm	40 PCS. / 10'
	RVL-E-50-75-75	<b>1/2" x 3/4" x 3/4" REVEAL</b> (400 LF PER BUNDLE)  SIZE: 1/2"(T) x 3/4"(B) x 3/4"(H) METRIC: 12.7 x 19 x 19 mm	40 PCS. / 10'
	RVL-H-50-200-75	<b>1/2" x 2" x 3/4" REVEAL</b> (200 LF PER BUNDLE)  SIZE: 1/2"(T) x 2"(B) x 3/4"(H) METRIC: 12.7 x 51 x 19 mm	20 PCS. / 10'
	RVL-G-75-150-75	<b>3/4" x 1-1/2" x 3/4" REVEAL</b> (300 LF PER BUNDLE)  SIZE: 3/4"(T) x 1-1/2"(B) x 3/4"(H) METRIC: 19 x 38 x 19 mm	30 PCS. / 10'
	RVL-JK-75-225-75	<b>3/4" x 2-1/4" x 3/4" REVEAL</b> (200 LF PER BUNDLE)  SIZE: 3/4"(T) x 2-1/4"(B) x 3/4"(H) METRIC: 19 x 57 x 19 mm	25 PCS. / 8' or 20 PCS. / 10'

# Poly-Comp® Poly Reveal **RUSTIFICATION**

DRAWING OF PART	SYLVAN PART NUMBER	PART NAME / PROFILE SIZE	# OF PIECES PER BUNDLE
 <p style="text-align: center;">RVL-N-200-350-75</p>		<p style="text-align: center;"><i>T = Top Width, B = Bottom Width, H = Height</i></p> <p><b>2" x 3-1/2" x 3/4" REVEAL</b> (200 LF PER BUNDLE)</p> <p>SIZE: 2"(T) x 3-1/2"(B) x 3/4"(H) METRIC: 50 x 89 x 19 mm</p>	<b>20 PCS. / 10'</b>
 <p style="text-align: center;">RVL-R-400-550-75 (50% of Actual Size)</p>		<p><b>4" x 5-1/2" x 3/4" REVEAL</b> (100 LF PER BUNDLE)</p> <p>SIZE: 4"(T) x 5-1/2"(B) x 3/4"(H) METRIC: 101 x 139 x 19 mm</p>	<b>10 PCS. / 10'</b>

NOTE: All prices are F.O.B. Portland, Oregon and are subject to Prior Sale and Change without Notice. Sylvan schedules trucks regularly across North America, and can assist with partial loads and drop shipments. All sizes are in "nominal" measurements, and subject to some variation. Please order to the nearest number of bundles.